

Cefnogi eich
plentyn adref.

Supporting your
child at home.

YGG Castell-nedd

Medi 2020

Dysgu trwy Chwarae



HOW CHILDREN DEVELOP SKILLS THROUGH PLAY



www.gooeybrains.com

Datblygu sgiliau wrth chwarae.

1. Chwylfrydedd naturiol.
2. Chwylfrydedd trwy ymchwilio.
3. Darganfod pethau newydd.
4. Hwyl wrth ddarganfod.
5. Ail adrodd tasgau.
6. Datblygu meistrolaeth
7. Ennyn hyder trwy feistroli.
8. Hyder i wynebu heriau newydd.



it's not "just play"

Play is an essential part of early learning.

It is the lifeblood of the learning process.

As children play they are developing the cognitive, socio-emotional and physical skills they will need to take them into a successful adulthood.

They are developing their curiosity, problem solving, intentionality, flexibility, and verbal & non verbal skills.

Socio-emotionally they are developing their emotional intelligence - learning confidence, cooperation, negotiation, sharing, empathy and how to communicate appropriately.

Physically their fine motor and gross motor skills are being practised and developed.

It's not "just play" they are **skills for life!**



CREATIVE

When children play with creative materials they...

sculpt, thread,
draw, paint and
glue

form letters

recognise shapes,
colours, textures
and lines

plan and construct

control their
fingers and hands

use new
vocabulary

express
themselves
creatively

Creadigol

1. Gludo
2. Creu patrymau.
3. Datblygu geirfa
4. Lliwiau
5. Gweadau
6. Cynllunio
7. Peintio

PRETEND

When children engage in pretend play they...

dress themselves

sort and organise



talk and expand their vocabulary

learn about numbers, symbols and writing

make decisions and play cooperatively

share and use equipment

explore roles and gain understanding about their world

Chwarae Rôl

1. Gwisgo
2. Trefnu
3. Cydweithio
4. Dysgu Rhifo/Rhifau
5. Dechrau Ysgrifennu
6. Rhannu
7. Dealltwriaeth o'r byd.

Chwarae byd bach / Small world play

1.Imagination

Children use their own experiences of the world to build on their imaginative skills. Small world play offers the opportunity for children to act out these experiences in a controlled way. Small world environments allow children to act out daily routines or past events such as putting a doll to bed or driving a car, however it also allows them to experiment with fantasy play and incorporate their own ideas

2.Building Language Skills

Small world supports a breadth of language skills including building vocabulary and understanding. Children are able to learn new words and practise using them in context. Expressive language skills can be encouraged through a small world experience, allowing the child to narrate their play and talk about what is happening. Positional language will often be a factor in this type of play, as a child move the people in, on and under objects.

3.Problem Solving Skills


Problem solving skills are key due to the nature of the play. Scenarios can often change and adapt, enabling the child to think of new ideas or ways to extend the play. Resources are a range of sizes and scales meaning a doll may not fit into a small world car. This can lead a child to display a range of emotions and use their problem solving skills to fix the problem and continue the play successfully.

4.Cause and Effect

Children will often learn a great deal about cause and effect through small world as they have a great deal of control over the play. This allows them to experiment with different actions, leading them to understand different outcomes. This allows a safe environment for the children to practise cause and effect without great consequences.



5.Independent play

Small world play offers the opportunity for children to access independent play. They may play alongside other children but they tend to be engrossed in their own play. This is important in giving the child time alone to gather their thoughts and express their ideas without any input from others. Independent play is vital in gaining self confidence and awareness of a child's self.



CONSTRUCTION

When children play with blocks and construction sets they...



Adeiladu

1. Siapiau 3D a 2D
2. Datrys problemau
3. Trafod
4. Cydweithio
5. Trefnu
6. Cymharu
7. Mesur
8. Sgiliau echddygol bras
9. Sgiliau echddygol manwl
10. Dyfalbarhad

Pwysigrwydd Chwarae gyda blociau:
Importance of block play in early years:

Dal yn berthnasol heddiw / Still significant today!!!


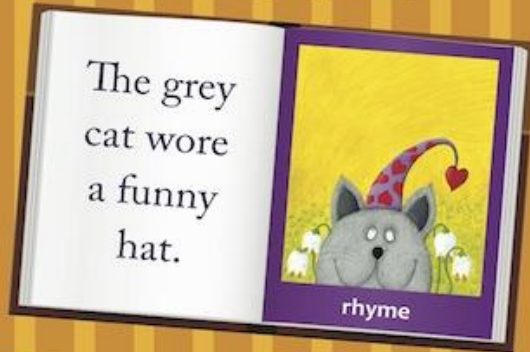

https://www.youtube.com/watch?v=vS8jtq_45wc

<https://www.youtube.com/watch?v=TDrytkb7iXE>



BOOKS

When children play with books and language they...



Mae Llyfrau a mwynhau Stori yn annog

1. Brwdfrydedd
2. Dychymyg
3. Gwrandio
4. Dysgu am Odl
5. Dysgu am synau a ffoneg
6. Adnabod llythrennau a geiriau.
7. Rhagfynegi
8. Dod o hyd i wybodaeth
9. Ennyn diddordeb
10. Adeiladu perthynas agos.

SCIENCE

When children play with science they...



Mae Dysgu am Natur a'r Byd o'n gwmpas (Gwyddoniaeth) yn annog

1. Chwilfrydedd.
2. Rhagfynegi
3. Defnydd o adnoddau
4. Arsylwi
5. Arbfrofi
6. Datrys problemau
7. Cymharu
8. Cofnodi
9. Gwytnwch

PLAYDOUGH

When children play with clay and playdough they...

learn about
different shapes,
sizes and textures



plan
and
make



use tools



Can you decorate the
gingerbread man?



follow directions

develop muscles
in their fingers
and hands



share



talk about
what they
are creating



Mae Toes a chlai yn annog..

1. Datblygiad cyhyrau yn y bysedd a dwylo
2. Sgiliau echddygol manwl
3. Arsylwi a chopio
4. Creu
5. Defnyddio offer
6. Gwneud dewisiadau
7. Trafod
8. Esbonio
9. Rhannu
10. Dilyn cyfarwyddiadau

PUZZLES

When children play with puzzles and games they....

Identify and match colours and shapes

count

sort, classify and problem solve

sequence

match patterns

use their memories

concentrate and take turns

Mae gemau a posau yn annog

1. Cyfrif
2. Trefnu
3. Y gallu i gofio
4. Creu ac adnabod patrymau
5. Canolbwyntio
6. Cymryd tro
7. Rheolau
8. Adnabod siapiau/lliwiau/rhifau
9. Datrys problemau
10. Dosbarthu a didoli.

SENSORY

When children play with sensory materials they....

develop
their senses



explore and
problem
solve



use new
vocabulary



collaborate
and cooperate



create



control their
muscles



predict
and
experiment



Mae defnyddio gweithgareddau synhwyraidd yn annog

1. Datblygu ac adnabod synhwyrau e.e. clustiau i wrando.
2. Creu
3. Datblygu geirfa
4. Trafod mewn brawddegau
5. Rhagfynegi
6. Arbrofi
7. Cydweithio
8. Anghytuno a datrys problemau

SKILLS DEVELOPED THROUGH PLAY



Goopy
Brains

www.goopybrains.com

Datblygu sgiliau allweddol trwy chwarae:

1. Datrys problemau.
2. Empathi.
3. Dyfalbarhad.
4. Gwaith tim.
5. Hunan hyder.
6. Dilyn rheolau
7. Gosod targedau
8. Hunanfyneiant
9. Creadigedd
10. Hunanddibyniaeth

Gweithgareddau penodol a strwythur diwrnod.

1. Mae'r cardiau gweithgareddau isod yn annog a chefnogi chi wrth ddarparu at eich plant yn ystod cyfnod o ddysgu adref.
2. Does dim rhaid gwneud un y dydd! Mae nifer o wahanol bethau'n datblygu unwaith byddwch chi'n dechrau gwneud y gweithgareddau a gwrando ar syniadau'r plant.
3. Braslun am ddiwrnod o ddysgu adref:

A) Sesiwn Canu - Gwefan yr ysgol <https://www.yggcastell-nedd.co.uk/cyd-ganu-sing-along/> neu you tube neu
Cyw: <https://cyw.cymru/en/songs/ein-byd-mawr-ni-our-big-world/>

<https://cyw.cymru/en/caru-canu/>

- B) Carden gweithgaredd neu Toes / Crefft.
C) Mynd allan am dro a thrafod y tymhorau a natur.
CH) Darllen / Gwrando ar stori ; Gwefan yr ysgol

<https://www.yggcastell-nedd.co.uk/gwrando-ar-stori-listen-to-a-story/>

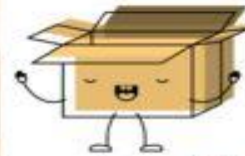
Activities and possible structure for a session at home.

1. The activity cards below can give you ideas of activities and could be used as a task a day or developed over a couple using the childrens ideas.
2. Possible structure to a day at home:
 - A) Singing session - School website <https://www.yggcastell-nedd.co.uk/cyd-ganu-sing-along/> ,you tube
or Cyw: <https://cyw.cymru/en/songs/ein-byd-mawr-ni-our-big-world/>
<https://cyw.cymru/en/caru-canu/>
 - B) Complete an activity card and or Playdough and crafft.
 - C) Go outside for a walk looking at nature.
 - CH) Read and listen to a story

<https://www.yggcastell-nedd.co.uk/gwrandu-ar-stori-listen-to-a-story/>

Developing welsh vocabulary is a key activity at this age.

Dewch i chwarae a dysgu - Bocsys
Let's play and learn - Boxes



Beth am greu tŷ bach twt allan o focs mawr neu focs bach??
How about creating a little house out of a big box or a small box?



Beth am greu cerbyd allan o focs mawr neu focs bach?
How about creating a vehicle using a big or a small box?



Dewch i greu bocs teimlo...

Come and make a feely box...



Dewch i addurno bocs i edrych fel eich hoff anifail neu greadur...
Come and decorate a box to look like your favourite animal or creature...



Ydych chi'n gallu creu marciau ar y cardfwrdd gyda gwahanol bethau?

Can you create marks on the cardboard with different objects?



Beth am ddiidoli'r bocsys.. yn ôl maint? Mawr, bach, canolig.

How about sorting the boxes according to size? Big, small, medium.



Adeiladu tŷ, bach

Adeiladu tŷ bach,
un, dau, tri,
to ar ei ben a dyna ni;
sbïo trwy y ffenest,
be welwn ni?
Llygoden fach yn cysgu,
ust, da chi,
llygoden fach yn cysgu
yn y tŷ,
llygoden fach yn deffro!
i ffwrdd â hi

<https://www.youtube.com/watch?v=t0pFu8tIZMY>

Dewch i chwarae a dysgu.
Let's play and learn.

Dyma fanana.
Here's a banana.



Ga i fanana, plŷs?

Can I have a banana, please?

Cân / Song
Un a dau a tri banana
pedwar a phump a chwe banana
saith ac wyth a naw banana
deg banana melyn

<https://www.youtube.com/watch?v=O58lBjdglC8>
<https://audioboom.com/posts/783750-7-un-dau-tri-banana>

Sawl darn o fanana?
How many pieces of banana?



patrwm
pattern



siâp
shapes



Dewch i chwarae a dysgu - Dŵr
Let's play and learn - Water



Beth am chwythu swigod mawr a bach?
Pa liwiau ydych chi'n gallu gweld?
How about blowing big and small bubbles?
What colours can you see?



Llenwi a gwagio
Sawl cwpan bach sydd eisiau i lenwi un cwpan mawr?
Filling and emptying...
How many small cups is needed to fill a big cup?

Ydych chi'n gallu helpu i olchi'r te ganau neu lestri?
Can you help to wash the toys or the dishes?



Peintio gyda dŵr neu gyda dŵr a phaent...
Painting with water or with paint and water...



Cofiwch fod hi'n holl bwysig i olchi eich dwylo...
Remember its very important to wash your hands...



<https://www.youtube.com/watch?v=1cYmTBeQ77I>



Dewch i helpu rhoi dŵr i'r blodau a'r planhigion...
Come and help water the flowers and plants...



Gee Ceffyl Bach
Gee ceffyl bach yn cario ni'n dau,
dros y mynydd i hela cnau,
dŵr yn yr afon a'r cerrig yn slic,
cwmpo ni'n dau, wel dyna'i chi dric!



Rydw i eisiau golchi fy nghar, os gwelwch yn dda.
Faint fyddai hwn?

I would like to wash my car, please. How much would this be?



Beth sydd yn suddo neu arnofio...? Allwch chi ddyfalu?
What floats or sink? Can you guess..?



Dewch i chwarae a dysgu - Dillad
Let's play and learn - Clothes



Dewch i helpu rhoi'r dillad ar y lein dillad...

Come and help hang the clothes on the washing line...



Ydych chi'n gallu didoli'r dillad yn ôl lliw neu faint?

Can you sort the clothes according to colour or size?



Beth am wisgo tedi ar gyfer y tywydd braf neu'r tywydd oer?

What about dressing tedi for the warm weather o'r the cold weather?



Dewch i drefnu rhifau (0-5) neu (0-10) ar y lein dillad..

Come and order number (0-5) or (0-10) on the washing line...



Beth am roi'r sanau mewn parau?

How about finding the pairs of socks?



Beth am addurno crys 't? How about decorating a t-shirt?




Gwisgo tedi
Tynnu dillad,
Tynnu 'sgidiau,
Mynd i'r gwely,
Dweud nos da,

Gwisgo jamas,
Gwisgo coban,
Mynd i'r gwely,
Dweud nos da,

Ymolchi wyneb,
Brwsio dannedd,
Mynd i'r gwely,
Dweud nos da,

Mewn i'r gwely,
Beth am stori?
Mynd i gysgu,
dweud nos da.

Dewch i chwarae a dysgu - Picnic
Let's play and learn - Picnic



Ewch am bicnic gyda'r tedis

Go for a picnic with the teddies...



Beth am beintio patrwm 2 liw i greu blanced picnic?

How about painting a 2 colour pattern to make a picnic blanket?



Dewch i greu brechdanau ar gyfer y picnic...

Come and make sandwiches for the picnic...



Ydych chi'n gallu cyfrif faint o blatiau a chwpanau sydd eisiau rhoi yn y fasedg?

Can you count how many plates and cups are needed to put in the basket?



Syniadau pellach...
Further ideas...



Beth am greu gwahoddiad i'r tedis ddod am bicnic?

How about making an invite for the teddy's to come to the picnic?



http://resource.download.wjec.co.uk.s3.amazonaws.com/tcg/tedi_twt/Tedi%20Twt%20a%20Doli%20Glwt.pdf

Creu tedi gyda gwahanol fwydydd yn defnyddio siâp Cylch.

Create a teddy with different foods using circle shapes.

Dewch i chwarae a
dysgu - Ar lan y môr -
Cregyn
Let's play and learn -
Seaside- Shells



Beth am greu olion y cregyn yn y
toes neu dywod?

How about making oints of the
shells in the playdough or sand?



Beth am greu rhifau gan
ddefnyddio'r cregyn?

How about making
numbers using the
shells?



Fuoch chi erioed yn
morio?

Fuoch chi erioed yn
morio?
Wel do mewn padell
ffrio;
chwythodd y gwynt fi i'r
Eil o Man,
a dyna lle bum i'n crio

Ewch am dro i'r traeth i
weld pa fath o gregyn chi'n
gallu gweld... pa liw? Pa
batrymau ydych chi'n
gweld?



Ydych chi'n gallu gosod
y cregyn i greu
cymesuredd..

Dewch i greu wyneb gan ddefnyddio
toes a chregyn... neu addurno ffrâm..

Go for a walk on the beach
and see what kind of shells
you can see...what colours?
What patterns can you
see?



Can you match the
shells to create
symmetry?



Come and create a face using
playdough and shells...or decorate a
frame...



Crio'n arw arw,
dim byd ond tywydd
garw;
be' glywen i'n rhywle
uwch fy mhen,
ond gwylan wen yn galw

Gwylan wen yn galw -
"Wel wir mae'n biti
garw.
Rhaid i ti aros hanner
dydd,
yn llonydd am y llanw."

Llanw'n dwad wedyn,
a'r gwynt yn troi yn
sydyn;
lansio'r badell ar y gro,
a nofio'n ôl i Nefyn



Dewch i chwarae a dysgu - Ar lan y môr - Cerrig
Let's play and learn - Seaside- Stones



Beth am gyfateb y cerrig gyda'r siâp cywir?
How about matching the stones to the correct shape?



Beth am greu siapiau 2-D allan o'r cerrig, e.e.Cylch, sgwâr...



How about creating 2-D shapes out of stone?
Circle, square...



Dewch i addurno bocsi i edrych fel eich hoff anifail neu greadur...
Come and decorate a box to look like your favourite animal or creature...



Ydych chi'n gallu creu marciau yn y tywod gyda'r cerrig?



Can you create marks in the sand with the stones?



Lawr ar lan y môr

Mi gwrddais i â merch fach ddel
Lawr ar lan y môr (tair gwaith)
Mi gwrddais i â merch fach ddel
Lawr ar lan y môr (dwywaith)

Cyngan:
O, rwy'n dy garu di (dwywaith)
Yr eneth ar lan y môr
O, rwy'n dy garu di (dwywaith)
Yr eneth ar lan y môr

Gofynnais i am gusan fach, Lawr ar lan y môr
Lawr ar lan y môr (tair gwaith)
Gofynnais i am gusan fach, Lawr ar lan y môr
Lawr ar lan y môr



Ewch am dro i'r traeth i weld pa fath o gerrig chi'n gallu gweld... rhai mawr, bach, llyfn neu garw

Go for a walk on the beach and see what kind of stones you can see...big ones, small, smooth or rough

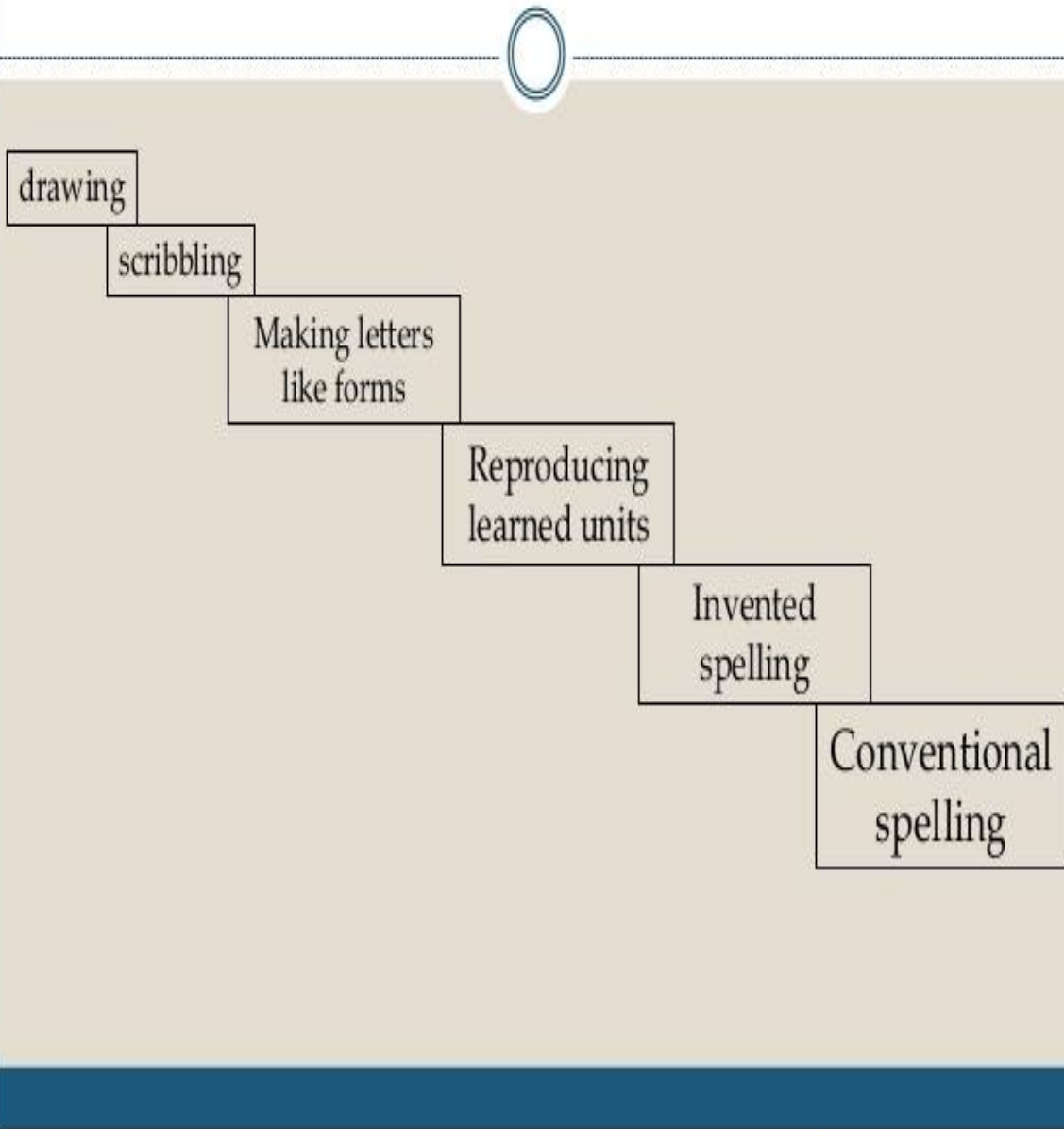


Beth am drefnu'r cerrig .. yn ôl maint? Mawr, bach, canolig., neu drefnu yn ôl lliw?

How about ordering the stones according to size? Big, small, medium, or according to colour?



STAGES OF WRITING DEVELOPMENT



HeidiSongs' Chart of the Developmental Progression of A Child's Writing

 <p>1. Pictures</p>	 <p>2. Random Scribbling</p>	 <p>3. Scribble Writing (Written in linear fashion to mimic real writing.)</p>	 <p>4. Symbols That Represent Letters</p>
 <p>5. Random Letters (No relationship between sounds of letters and what the child is trying to say.)</p>	 <p>6. Letter Strings (Progresses from left to right and top to bottom when the child "reads" his writing.)</p>	 <p>7. Letter Groups (The groups have spaces in between to resemble words.)</p>	 <p>8. Environmental Print (Child copies print found in the room, often without knowing what the words are.)</p>
 <p>9. Beginning Sounds (Child begins to write simple sentences using sight words and just the beginning sounds of words.)</p>	 <p>10. Early Inventive Spelling (Includes the same elements as the previous level, but with more consonant sounds represented and spaces between words.)</p>	 <p>11. Inventive Spelling (Has the same elements as the previous level, but with more sounds per word written, including the vowels. Some conventional spelling patterns may appear.)</p>	 <p>12. Transitional Writing (Includes all of the previous elements, plus some real spellings of words with silent letters and other spelling patterns. Punctuation is beginning to appear.)</p>

Gwefanau i ddatblygu iaith / Developing Language

<https://literacytrust.org.uk/resources/english-and-welsh-bi-lingual-quick-tips/>

<http://www.bbc.co.uk/cymru/dysgu/cynradd/>

<https://www.booktrust.org.uk/books-and-reading/>

<https://atebol-siop.com/gemau?age=8>

<https://hwb.gov.wales/news/articles/22ead176-3ccf-4cac-bcbd-c2d93536cb78>



Tynnu llun gyda'n gilydd / Drawing together

- ◇ <https://www.youtube.com/watch?v=daEkHGbltHU>
- ◇ <https://www.artforkidshub.com/art-projects-by-age/under-5/page/2/>

Learning through play - Mark making

Children may use mark making as a way of sharing their thoughts and feelings with adults around them. They will often use drawing and mark making as a way to talk about their home, family and interests. They will gain confidence as their letter and number formation improves.

Expressive Arts and Design will help a child's creative development as they experiment with making up symbols and experiment with shapes, colours and use different media and types of paper.

Using different materials, including computers, to make marks help develop a child's understanding of the world as they begin to work out the effect different tools can have. We provide mark making opportunities in every area of our base rooms and garden.

Mark making supports the development of children's problem-solving, reasoning and numeracy by providing opportunities to make marks to represent numbers. In time these marks will eventually become numbers. It also promotes early sequencing.

A child's physical development increases as they learn to use a range of tools to make marks on both a large and small scale. Their pencil control and co-ordination will also increase through practice and muscle strength.

Early writing develops a child's communication and language as they begin to use marks, circles and lines and eventually correctly-formed letters to represent words and sounds.

Mark making is a visible way for children to tell stories and record what they have to say. In small group time children will make up their own stories and write their own masterpiece.





PLAY

helps the child
blend the **KNOWN** and the **NEW**,
stretch the
REAL into the **POSSIBLE**,
and work through the
EMOTIONS of both.

BROOKES
PUBLISHING CO.

From *Teaching the Moving Child*, by Sybil M. Berkey

‘Yn ogystal â bod yn llawer o hwyl mae chwarae, yn ei holl ffurfiau, yn llwyfan cadarn ar gyfer dysg plant" Janet Moyles

