

Dewislen Gwaith dysgu cyfunol 5/6 (22.02.21 – 05.03.21)




Cylched orbit y planedau

Tasg Cymhwysedd digidol

Allwch chi esbonio'r broses o sut mae'r planedau yn symud yn y gofod. Byddwn yn ymchwilio mewn i'r broses yma yn ein gwersi a hefyd wrth ddarllen y cliwiau yn y gwaith trefnu'r planedau.

I gyflwyno'r gwaith allwch chi greu'r gwaith yn defnyddio sgil cymhwysedd digidol megis animeiddiad, fideo neu codio'r fideo.



Llinell amser – Y planedau

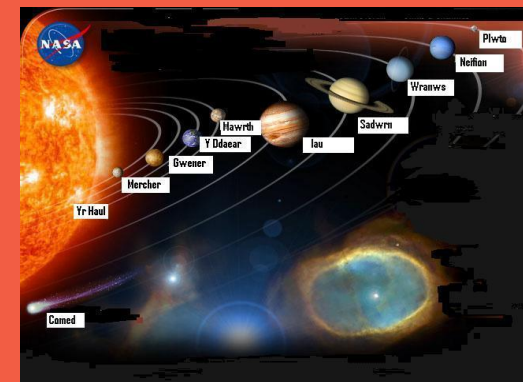
Defnyddiwch y we er mwyn ymchwilio i pryd y cafodd pob planed ei darganfod.

Yna defnyddiwch y ffeithiau y gwaenthoch ddarganfod er mwyn creu llinell amser i gyflwyno'r wybodaeth.



Trefnu'r planedau

Darlennwch y cliwiau am Gysawd yr Haul a tynnwch lun o'r planedau yn eu trefn, maint a lliwiau cywir.



Addasu rysait – Tasg rhifedd

Her rifedd: Defnyddiwch y rysait Cawl i weithio allan faint byddai angen o bob cynhwysyn wrth goginio ar gyfer mwy o bobl.



Coginio a chofnodi rysait

Dilynwch a choginiwch pice ar y maen yn copio'r rysait isod;
<https://golwg.360.cymru/bwyd/ryseitiau/216566-rysait-gwyl-dewi-pice-ar-y-maen-lemwn>

Wrth gasglu cynhwysion ymchwiliwch mewn i gynhwysion o Gymru. Beth am ddefnyddio rhai yn eich rysait?

Enwau'r planedau

Sut cafodd y planedau i'w henwi?

Y Rhufeiniaid enwodd y planedau ar ôl Y Duwiau Rhufeinig. Ymchwiliwch mewn I wybodaeth a chofnodwch ffeithiau am yr hyn yr ydych yn darganfod.

Orielodl – Mawrth 1af

Dilyn fideo Orielodl i fraslunio amrywiaeth o bethau am Gymru.

<https://www.youtube.com/user/MrRhyspadarn/videos>

Llestri 'Bodlon'

Ewch ati i edrych ar lestri 'Amser te' gan Felicity Elena Haf ar gyfer 'Bodlon'. Defnyddiwch y wefan (isod) fel sbardun er mwyn ail greu delwedd o wragedd yn gwisgo'r wisg draddodiadol Gymreig.

https://www.bodlon.com/product.php/335/9/amser-te-juq_jwg-amser-te

Siroedd Cymru

Gwers rhyngweithiol – Dysgu can Siroedd Cymru. Wrth ddysgu'r gan byddwn yn dysgu ac yn gallu enwi Siroedd Cymru.

Gwylwch y fideo o Mr Jones yn chwarae'r gân yn gyntaf.

Home learning blended teaching menu 5/6 (22.02.21 – 05.03.21)



The orbit of the planets

A digital task

Could you explain the process of planets orbiting? We have studied the process of what happens in our lessons and through reading the clues in the planet information work.

To produce this work, could you use a digital skill or skills to present for example an animation, a video or a code?

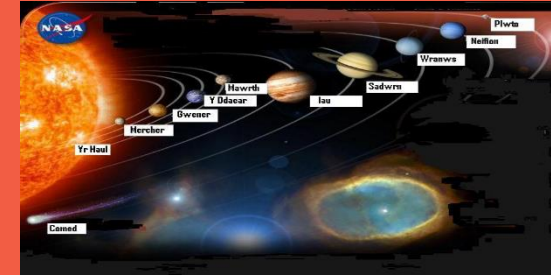
Timeline

Use the internet to find out when each planet was discovered. Use the information you collect to create a timeline of events to show when each planet was found and by whom.



Organising the planets

Read the bits of information about the Solar System (in Welsh) and use it to draw the Solar system with the correct order, size and colours of planets.



Numeracy task

Numeracy task: Use the basic Cawl recipe to work out how much of each ingredient would be needed for more people.



Cooking and following a recipe

Follow and cook the below recipe for Welsh cakes.

<https://golwg.360.cymru/bwyd/ryseitiau/216566-rysait-gwyl-dewi-pice-ar-y-maen-lemwn>


Whilst buying or collecting ingredients, have a look for some local Welsh produce. Perhaps you could use some in your Welsh cakes?



How are the planets named?

How did the planets have their names? Who named them? Are they named after anything in particular?

They were named by The Roman's after the Roman and Greek God's.



Orielodl – March the 1st

Dilyn fideo Orielodl i fraslunio amrywiaeth o bethau am Gymru.

<https://www.youtube.com/user/MrRhyspadarn/videos>

'Bodlon' crockery

Use the link below to research Felicity Elena Haf's work for 'Bodlon'. Use the crockery as an inspiration to recreate your own picture of ladies in the traditional Welsh costume.

https://www.bodlon.com/product.php/335/9/amser-te-jug_iwg-amser-te

Welsh counties

Interactive lesson – Learn the Welsh song about the counties of Wales. After learning the song we will try and learn all the counties of Wales.

Watch the video of Mr Jones performing the song first.