



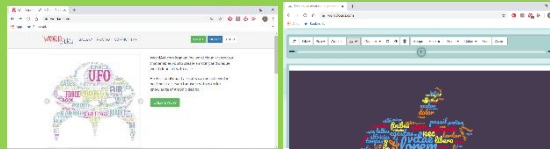


<p style="text-align: center;">Division</p> <p>Open your worksheet from the website. Choose the one that you need to practice and improve.</p> <p> Dividing by a one-digit number – with remainder https://www.bbc.co.uk/bitesize/topics/z36tyrd/articles/zcjh8mn https://www.youtube.com/watch?v=eZ41jzOv37c</p> <p> Dividing by a two-digit number – chunking. https://www.youtube.com/watch?v=X44z9qgY9SU</p> <p> Division - Converting a remainder to a decimal.</p> <p>Videos to help with these will be emailed to you. <i>Upload your work to your J2e file in HWB</i></p>	<p style="text-align: center;">Mental Health Awareness Week 18/5/20 -24/5/20 The theme this year is ‘Kindness’</p> <p>Research shows that being kind helps to improve our own wellbeing. Kindness is defined as doing something towards yourself and others because you want to make a positive difference. Kindness improves our own confidence.</p> <p>Your task is to keep a ‘kindness calendar’ for the next two weeks. Every day you should plan and write in a daily act of kindness that you have performed. It doesn’t have to be anything big...just something kind! I have attached a pdf with some examples of random acts of kindness, but I’m sure you will have many ideas of your own.</p> <p><i>Upload your work to your J2e file in HWB</i></p>	<p>Did you know that the Taj Mahal has a line of symmetry? If you held a mirror vertically through the middle of the picture, then one side would be reflected exactly in the other side and would look like a complete picture. If you need more information on line symmetry, look at the following links:</p> <p>https://www.bbc.co.uk/bitesize/topics/zbcf47h/articles/zr7hgwx https://www.bbc.co.uk/teach/class-clips-video/maths-ks2-finding-lines-of-symmetry/zktfgwx https://www.bbc.co.uk/bitesize/topics/zrhp34j/articles/z8t72p3</p> <p>Your task is to use this information to help you create an image of the Taj Mahal. You can choose to paint, sketch or even build a junk model, the choice is yours...but it must be symmetrical.</p> <p><i>Upload your work to your J2e file in HWB</i></p>
<p>Use the internet to research the story and history of the Taj Mahal. Use a story board to outline the history.</p> <p><i>Upload your work to your J2e file in HWB</i></p> 	<p>Collect information about India and then write a report which collates the facts you have learnt. Remember, you will need to use sub-titles in your work. Here are some sub-title suggestions: General information (Size of the country, capital, currency, population etc.) The Taj Mahal, The Ganges, Religions of India, Food.</p> <p><i>Upload your work to your J2e file in HWB</i></p>	<p>Open the document entitled ‘Amser gorffennol y ferf’. Firstly, complete the table and then write sentences including these verbs. walk – walked run – ran swim – swam</p> <p><i>Upload your work to your J2e file in HWB</i></p>

Homophones are words that are pronounced the same but have different meanings. The focus for this work is differentiating and using “to”, “too” and “two” correctly. Good luck!

Upload your work to your J2e file in HWB

Create a word art/cloud image of the Taj Mahal consisting of adjectives, facts and figures. Colour code each category within the image. Software is available for free online.



Upload your work to your J2e file in HWB

You are going on a trip to see the Taj Mahal in India! Use any technology or props that you wish to make a flog/short film/ from this amazing location! This could be for example a green screen movie, a powerpoint with music and/or video clips and animation.

Upload your work to your J2e file in HWB

